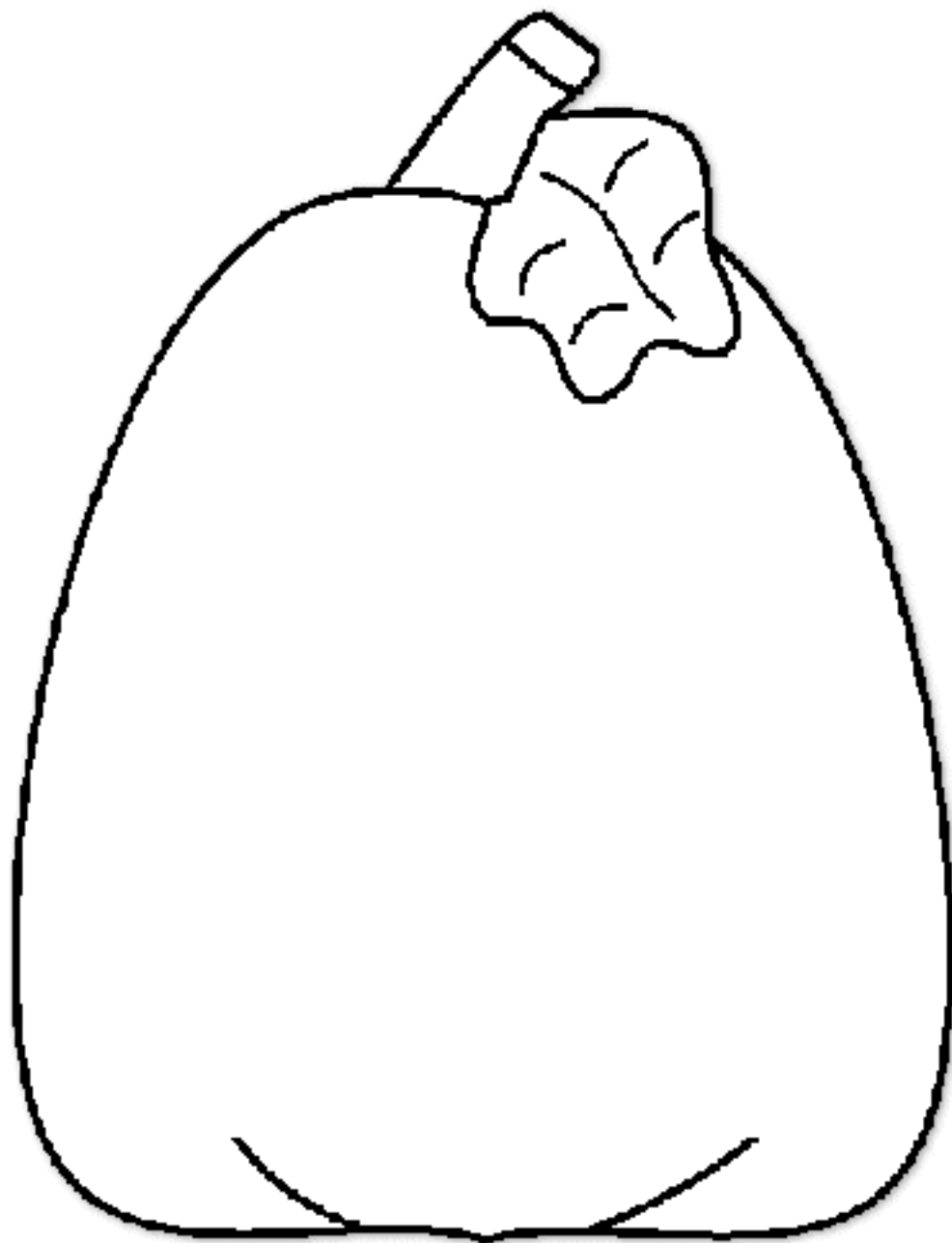





# Hot Pumpkin Game

Instructions: This game is played like the "hot potato" game. Children sit in a circle and the teacher turns on some music and gives the pumpkin to a child in the circle. Each child passes the pumpkin to the child sitting next to him/her. The teacher stops the music and the child who has the pumpkin in his/her hands when the music stops has to read a card that the teacher holds up. This could be a letter card, number card, color card, shape card, or sight word card. Play continues until each child has had a turn reading a card.







# Hot Pumpkin Game

Instructions: This game is played like the "hot potato" game. Children sit in a circle and the teacher turns on some music and gives the pumpkin to a child in the circle. Each child passes the pumpkin to the child sitting next to him/her. The teacher stops the music and the child who has the pumpkin in his/her hands when the music stops has to read a card that the teacher holds up. This could be a letter card, number card, color card, shape card, or sight word card. Play continues until each child has had a turn reading a card.

